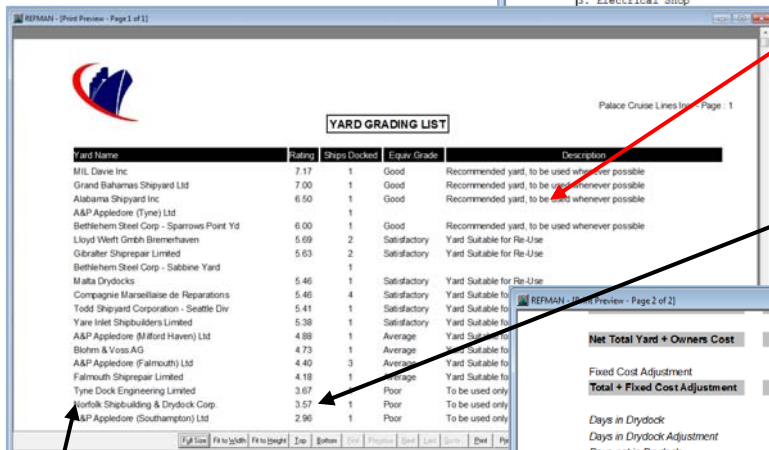
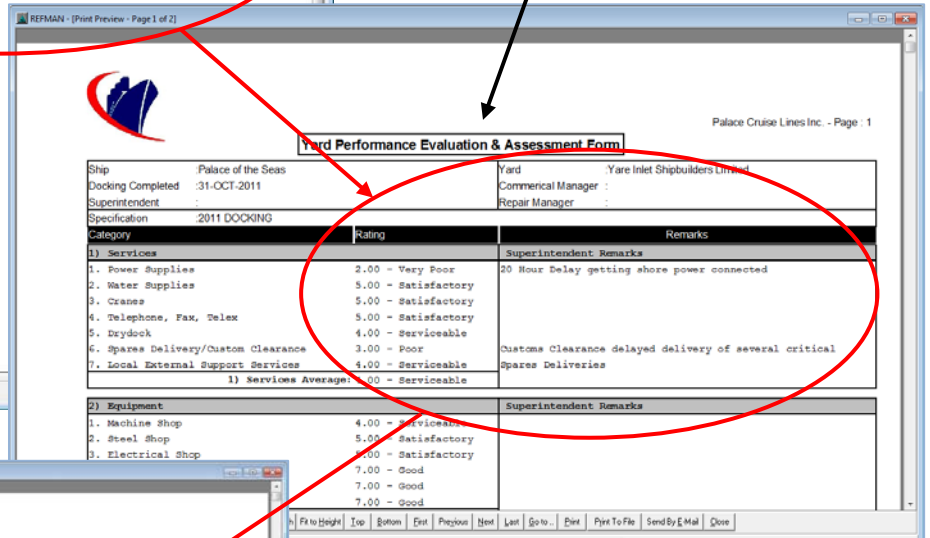


Superintendent "rates" the shipyard's performance

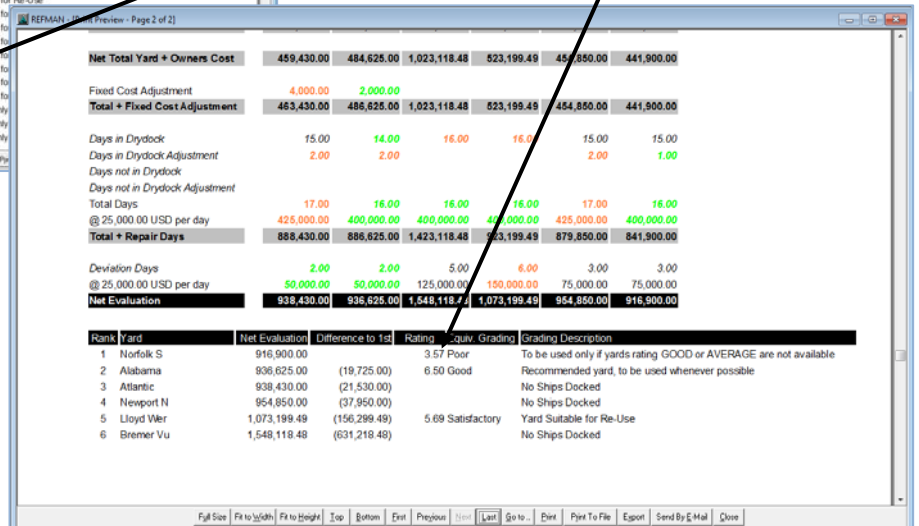
Simple on screen form for the Superintendent to record the "Yard Performance Evaluation" under user defined headings.



Overall rating shown on Yard Bid Comparison.

Ranked list based on shipyard's overall performance

Based on all previous dockings, or last "X" dockings or all dockings since a specified date.



Overview

REFMAN's Shipyard Performance Evaluation Module allows the Superintendent to "rate" a yard's performance during and after a docking. Ratings can be given under any number of user defined headings (for example, Facilities, Services, Equipment, Response Speed, Cooperation, Communication, Engine Work, Steel Work, Safety, Prices, etc.) and the Superintendent can also record comments to qualify these ratings. On completion

of the docking, the completed ratings are stored centrally so that an overall average rating can be produced for each shipyard. This overall average can also be shown on the Yard Bid Comparison Report to assist in deciding which yard to nominate. You can also produce a ranked list which shows yards in order of their overall average performance which can help in deciding which yards to invite to tender when sending a specification out.

REFMAN – Shipyard Performance Evaluation Module

Provides a simple means of “grading” or “ranking” shipyards according to their performance in past dockings. Each time a ship is drydocked, the Superintendent completes a simple form giving the yard a numerical “rating” or “score” against various aspects of the Yards performance.

The form can be accessed from the main Cost Control screen which is used by the Superintendent to track costs so the form can easily be completed during the actual docking whilst the “experience” is still “fresh in the mind”.

Item	Specs	Estimate	Actual	Diff	Specs	Estimate	Actual	Diff
A	Temporary Wiring and Drydocking & Wharfs	190,000.00	204,708.29	208,802.46	208,802.46	21,400.00	230,202.46	184,161.97
B	Off Site Charges & Scaffolding	19,000.00	25,588.54	3,070.62	25,588.54	600.00	26,088.54	20,868.47
C	External Scaffolding & Painting	98,000.00	125,895.80	107,471.85	126,919.14	79,000.00	205,919.14	205,919.14
D	Structural Steelwork	37,000.00	82,906.86	44,012.26	87,001.02	5,000.00	92,001.02	42,988.74
E	Livesaving & Fire Fighting	8,000.00	23,541.45	11,258.96	23,541.45	1,000.00	24,541.45	
F	Deck Equipment & Fittings							
G	Internal Painting							
H	Plumbing							
M	Main Engine & Associated	5,731.83			5,731.83		5,731.83	5,731.83
N	Boilers & Associated							
Total	Specification Total	352,000.00	468,372.57	374,816.17	477,584.44	106,900.00	584,484.44	459,670.15
	Total Discount				115,864.81		115,864.81	101,822.04
	Spec Net of Discount				361,719.63	106,900.00	468,619.63	358,048.12
	Budget Allocation				1,110,000.00	28,000.00	1,138,000.00	1,023,000.00
	Budget Remaining				748,280.37	-78,900.00	669,380.37	664,951.88

Items such as ratings relating to prices for additional work and negotiating the final bill for example can be completed later once Superintendent returns to the office.

Yard Performance Evaluation Form for Palace of the Seas. The form includes sections for Superintendent Name, Rating Summary, and General Comments. The 'Mark as Complete' button is circled in red.

Once all the ratings have been recorded and any qualifying comments have been added, the form is “marked as complete” which posts the results against the Shipyard in the REFMAN Master database. These results are then included when calculating the overall Average Rating.

Yard	Evaluation	Rating	Category	Item	Rating
Atlantic Marine Inc - Mobile	Yard				
A&P Applidore (Aberdeen) Ltd	Yard				
A&P Applidore (Chatham) Ltd	Yard				
A&P Applidore (Dover) Ltd	Yard	4.40	3	Average	
A&P Applidore (Falmouth) Ltd	Yard	4.88	1	Average	
A&P Applidore (Milford Haven) Ltd	Yard	2.96	1	Poor	
A&P Applidore (Southampton) Ltd	Yard				
A&P Applidore (Tyne) Ltd	Yard				
Alabama Shipyard Inc	Yard	6.50	1	Good	
Blohm & Voss AG	Yard	4.73	1	Average	
Bethlehem Steel Corporation	Yard				
Bethlehem Steel Corp - Sparrows Point Yd	Yard				
Bethlehem Steel Corp - Sabbins Yard	Yard	6.00	1	Good	

All the Evaluations that have been recorded for a particular yard are listed against the shipyard in the Evaluation module where they can be reviewed and if necessary amended. For larger companies, the module can be setup to require Evaluations to be reviewed and “Approved” by the Fleet/Technical manager or other responsible person before they can be included in the overall rating calculation.

Yard	Evaluation	Rating	Category	Item	Rating
Queen's Palace	03-APR-2005	2005 DOCKING			
Palace of the Seas	05-MAR-2003	2003 WET DOCK			
Majestic Palace	02-FEB-2002	2002 DOCKING			
Palace of America	04-JAN-2001	2001 DOCKING			

Options are provided to print Detailed Evaluations, Evaluation Comparison and Grading Lists.

Superintendent Rating	Average	4.40	4.88	5.83	5.21	6.50
1) Services	5.67	5.00	6.00	6.00	6.00	6.00
2) Water Supplies	6.67	6.00	8.00	6.00	6.00	6.00
3) Cranes	6.67	6.00	6.00	6.00	6.00	6.00

Category	A&P Falmouth	A&P Dover	A&P Tyne	Alabama	Blohm Voss	Beth Steel
Superintendent Rating	4.40	4.88	2.96	6.50	4.73	6.00
Number of Evaluations	3	1	1	1	1	1
Equivalent Grade	Average	Poor	Poor	Good	Average	Satisfactory

Yard Name	Rating	Steps Docked	Equip Grade	Description
M.S. Dover Inc	7.17	1	Good	Recommended yard, to be used whenever possible
Grand Bahama Shipyard Ltd	7.50	1	Good	Recommended yard, to be used whenever possible
Alabama Shipyard Inc	6.50	1	Good	Recommended yard, to be used whenever possible
A&P Applidore (Tyne) Ltd	6.00	1	Good	Recommended yard, to be used whenever possible
Bethlehem Steel Corp - Sparrows Point Yd	6.00	1	Good	Recommended yard, to be used whenever possible
Lloyd Werth GmbH Bremerhaven	5.69	2	Satisfactory	Yard Suitable for Re-Use
Gibrater Shipyards Limited	5.63	2	Satisfactory	Yard Suitable for Re-Use
Bethlehem Steel Corp - Sabbins Yard	5.46	1	Satisfactory	Yard Suitable for Re-Use
Mitsui Drydock	5.46	1	Satisfactory	Yard Suitable for Re-Use

The Main Category headings, Item sub-headings, Rating/Score Descriptions and Equivalent Gradings can be tailored to suit each company. Alternatively, a standard Evaluation setup can be supplied.

Annotations in the screenshot:

- Category Headings:** Points to the 'Services' category heading.
- Category/Item Sub-Headings:** Points to the '1) Services' sub-heading.
- Rating/Scores, Descriptions & Equivalent Grades:** Points to the 'Un satisfactory' rating and its description.

System Requirements: As per REFMAN’s Specification Generator or Cost Control module as appropriate.